



NIEDAX
GROUP



Gouda Holland. New production facility since 2020.

Production, delivery and installation of
cable management systems.

As one of Niedax Group's many production facilities, Gouda Holland Gouda Holland B.V. has been active since 1929 and since 2013 part of the NIEDAX GROUP.

With its own production facility and sales office located in Moordrecht (Zuid Holland), Gouda Holland B.V. produces and supplies for many years its relations and partners.

The cable management systems are used in the most divers sectors, such as offshore activities, chemical, petrochemical, energy, telecommunications, dairy and food industry.

Gouda Holland has its own VCA-P certified Assembly Team and DNV certified cable management systems.





Headquarter Linz am Rhein



Niedax GmbH & Co. KG

Asbacher Straße 141

53545 Linz am Rhein

Phone: +49 (0) 2644 5606-0

Mail: info@niedax.de

Central production St. Katharinen



Niedax GmbH & Co. KG

Industriestraße 44

53562 St. Katharinen

Phone: +49 (0) 2645 138-0

Mail: info@niedax.de

Strong brands, concentrated expertise.

We bundle the know-how to always offer our customers the best possible solution. Through this brand diversity, we cover almost the entire spectrum of electrical installation.

High quality. Innovative. Customer-oriented.



SINCE 1920

Facts and figures.



Production plants

Niedax Group produces in 23 production plants in 15 countries worldwide



Sales offices

65 sales offices in over 30 countries globally, over 80 distribution partners and a comprehensive warehouse structure



Products

Innovative and high-quality products through constant process optimisation



Employees

The group employs about 2,450 people worldwide



Tons of steel

Steel processing, of which approx. 100.000 t are used in the production and approx. 270.000 t for steel trade



Production- & storage area

On a total area of 300,000 square meters, the group manufactures future-oriented installation concepts



ENERGY

Portfolio

Since many years, Niedax cable support systems are placed in over 1000 transition pieces and in 20 substations.



TBW II

32 TP

All CMS

GRP, SS316L and HDG



Yunlin

40 TP – 80 E-Cages

LV CMS

GRP and HDG




Doggerbank A - B

190 TP

LV CMS

SS316L



Baltic Eagle

Substation

All CMS

GRP and SS316L



Moray West

2 OTM

All CMS

GRP, SS316L and HDG

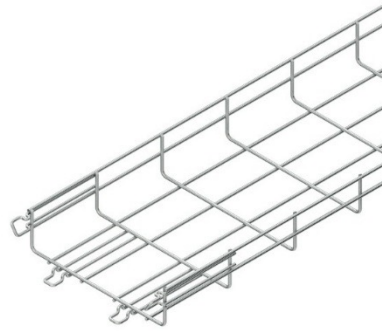
Products

Trays and ladders.




ROS cable tray

Pre-made perforations for cable routing, earthing, fixation and coupling. Available in HDG, stainless steel and aluminium.



MTC wire mesh tray

A versatile wire mesh tray, available in HDG and stainless steel. A full range of accessories is also available.



Crafty MF cable ladder

A medium to heavy duty cable ladder. Available in 2 different heights, in HDG, stainless steel and aluminium.



KP(L) cable tray

Our most frequently used GRP cable tray. Can easily be adjusted on site to fit the customer's needs.



UL cable ladder

A GRP cable ladder, available in 4 different heights. From light work to heavy duty.

Products

Supporting profiles and tubing.



2996Z strut profile

41x41mm.

Easy to use and flexible with extra holes on the side.

Available in HDG and stainless steel.



U5050 profile

50x50mm. 2mm thick.

Medium duty U-shaped profile.

Available in HDG and stainless steel.




U6040 profile

60x40mm. 4mm thick.

Heavy duty U-shaped profile.

Available in HDG and stainless steel.



U 50.100 & L 100.100 profiles

U 50x100mm. 8mm thick.
L 100x100mm. 10mm thick.

Heavy duty GRP supporting profiles.



Tubing

Different tubes available in HDG, stainless steel, aluminium and FRP.

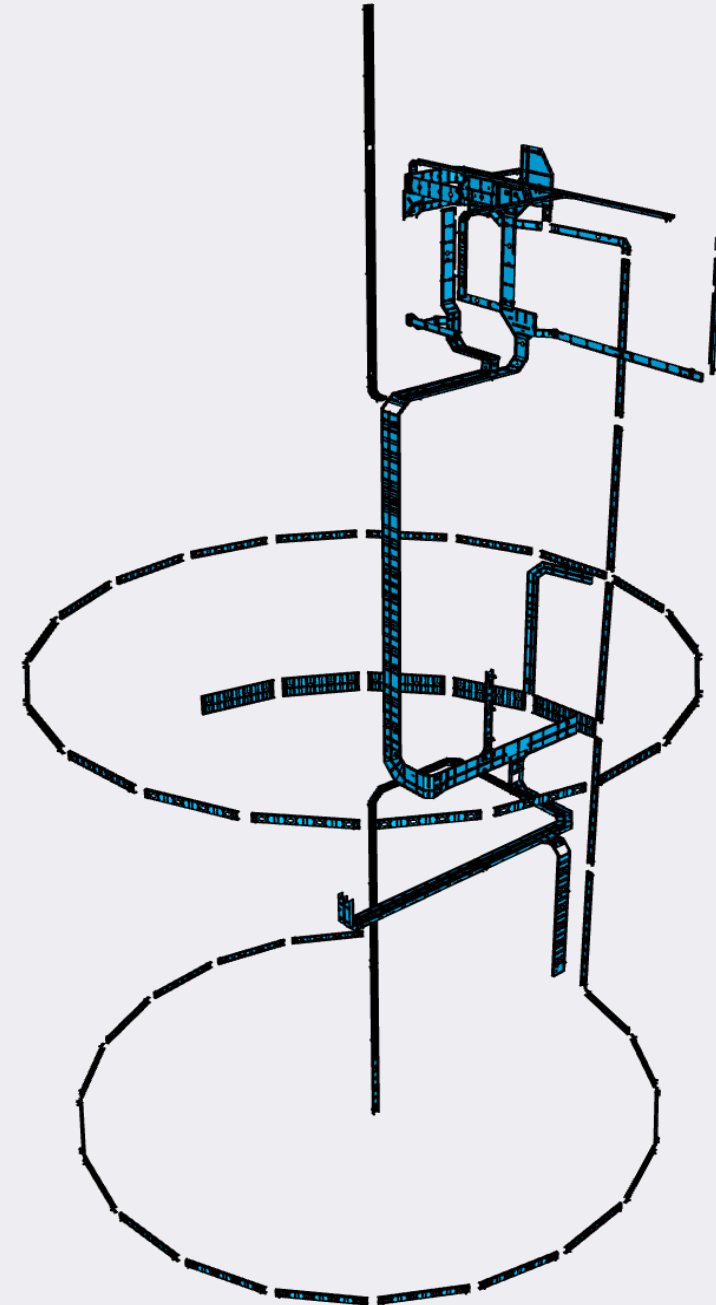
They come with their own range of accessories.

Design

Nidax Group will assist you from A to Z.

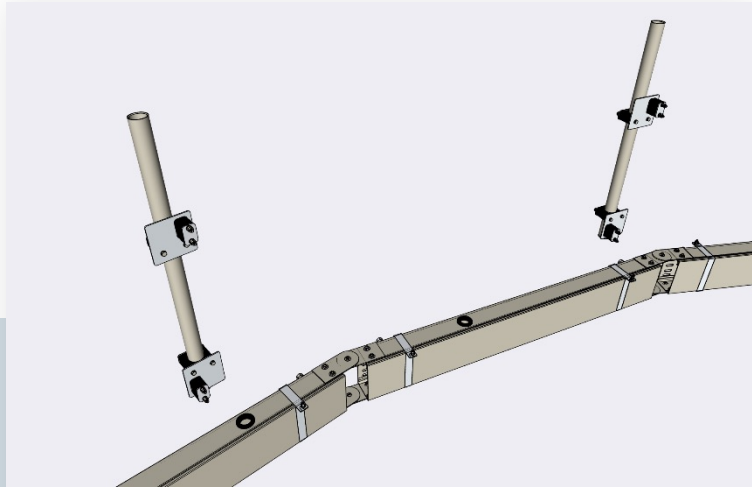
- In-house CAD experts in every production site
- Nidax Rico Engineering - design / planning agency
- Early stage assistance with basic design possible
- Save time, effort and resources by outsourcing the detailed design to us.

Example of a Nidax Group detailed design for a recent transition piece project



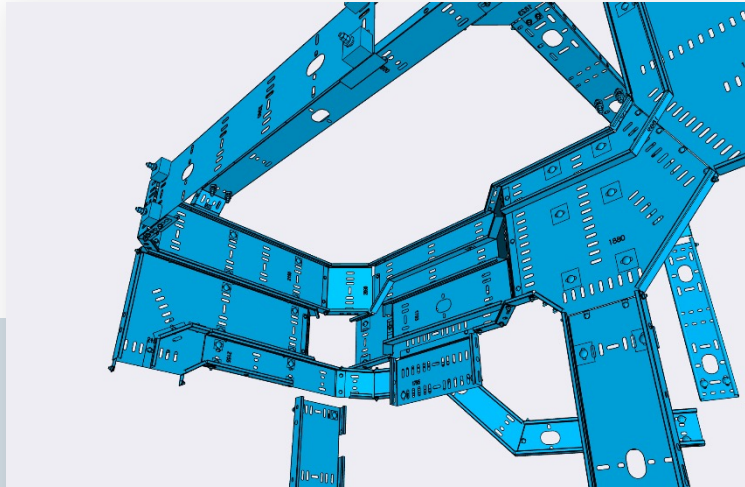
Design

A case by case study, completely in sync with the client's wishes.




A product for every environment

Niedax Group has a product for every environment. Stainless steel 316L, HDG, Aluminium and GRP are no exceptions.



Highly detailed design

Every perforation and fixation can be pre-defined so that our products fit as well in real life as they do in the model.



A complete overview

We provide you with all necessary files so that our CMS solution can be integrated in the complete model.

Design

Part-specific drawings, installation drawings, overview drawings. All possible.

10164

DETAIL W (4x)

DETAIL R (2x)

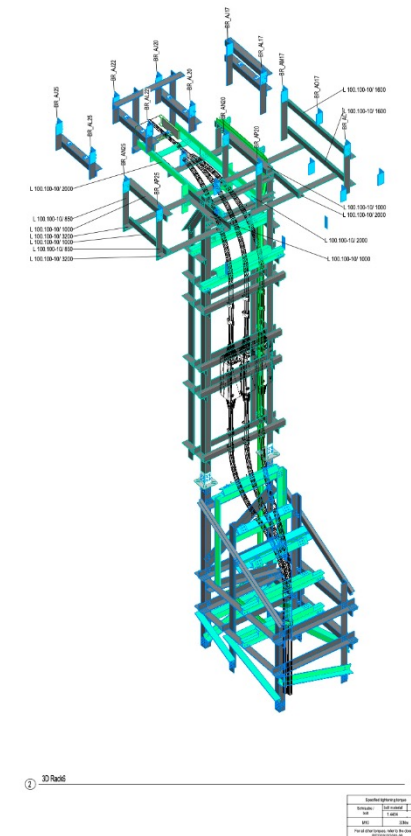
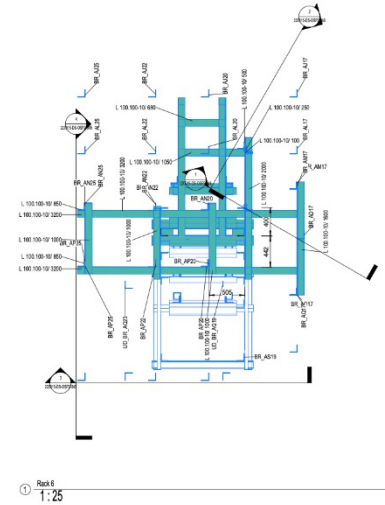
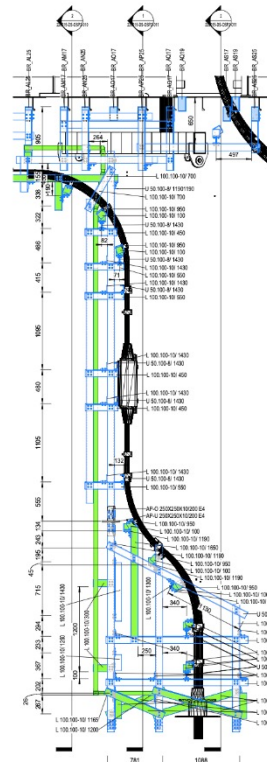
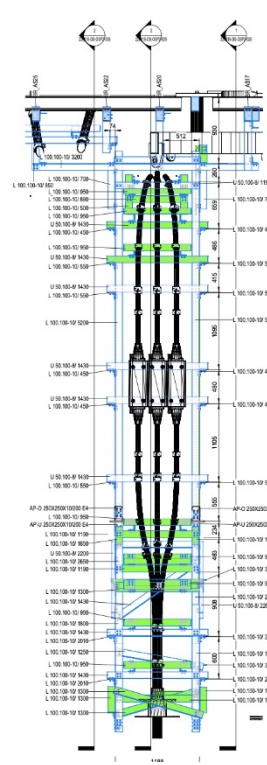
DETAIL Z (2x)

Put nuts that cable tray connector are inside when delivered. Need to be repositioned

2 holes with a diameter of 9mm must be drilled in the GRP kickplate on site. Then the 2 fixing screws Detail Z can be mounted.

Assembly Quantities					
Assembly	Description	Qty/TP	Proj/Qty.	NX-no.	
10164	Cable tray fitting	1	95		
Both Assemblies					
Ref. Nr.	Description	Type	Material	Qty/TP	
90601	Mushroom head bolt DIN 633	M8x40	A4	4	
90606	Washer	M8	HDPE	4	
90605	Insulating sleeve	M8	HDPE	4	
90603	Washer ISO - 7346	M8	A4	6	
90604	Nut ISO - 4032	M8	A4	12	
90600	Mushroom head bolt DIN 633	M8x30	A4	2	
90610	Mushroom head bolt with flange nut	M8	A4	2	

REV	DATE	DESCRIPTION	BY	CHK
01	10.01.2022	Created	Frings	xxx
02	23.01.2022	Change of material	Frings	xxx
03	23.01.2022	Change of material	Frings	xxx
04	23.01.2022	Change of material	Frings	xxx
05	23.01.2022	Change of material	Frings	xxx
06	23.01.2022	Change of material	Frings	xxx
07	23.01.2022	Change of material	Frings	xxx
08	23.01.2022	Change of material	Frings	xxx
09	23.01.2022	Change of material	Frings	xxx
10	23.01.2022	Change of material	Frings	xxx
11	23.01.2022	Change of material	Frings	xxx
12	23.01.2022	Change of material	Frings	xxx
13	23.01.2022	Change of material	Frings	xxx
14	23.01.2022	Change of material	Frings	xxx
15	23.01.2022	Change of material	Frings	xxx
16	23.01.2022	Change of material	Frings	xxx
17	23.01.2022	Change of material	Frings	xxx
18	23.01.2022	Change of material	Frings	xxx
19	23.01.2022	Change of material	Frings	xxx
20	23.01.2022	Change of material	Frings	xxx
21	23.01.2022	Change of material	Frings	xxx
22	23.01.2022	Change of material	Frings	xxx
23	23.01.2022	Change of material	Frings	xxx
24	23.01.2022	Change of material	Frings	xxx
25	23.01.2022	Change of material	Frings	xxx
26	23.01.2022	Change of material	Frings	xxx
27	23.01.2022	Change of material	Frings	xxx
28	23.01.2022	Change of material	Frings	xxx
29	23.01.2022	Change of material	Frings	xxx
30	23.01.2022	Change of material	Frings	xxx
31	23.01.2022	Change of material	Frings	xxx
32	23.01.2022	Change of material	Frings	xxx
33	23.01.2022	Change of material	Frings	xxx
34	23.01.2022	Change of material	Frings	xxx
35	23.01.2022	Change of material	Frings	xxx
36	23.01.2022	Change of material	Frings	xxx
37	23.01.2022	Change of material	Frings	xxx
38	23.01.2022	Change of material	Frings	xxx
39	23.01.2022	Change of material	Frings	xxx
40	23.01.2022	Change of material	Frings	xxx
41	23.01.2022	Change of material	Frings	xxx
42	23.01.2022	Change of material	Frings	xxx
43	23.01.2022	Change of material	Frings	xxx
44	23.01.2022	Change of material	Frings	xxx
45	23.01.2022	Change of material	Frings	xxx
46	23.01.2022	Change of material	Frings	xxx
47	23.01.2022	Change of material	Frings	xxx
48	23.01.2022	Change of material	Frings	xxx
49	23.01.2022	Change of material	Frings	xxx
50	23.01.2022	Change of material	Frings	xxx
51	23.01.2022	Change of material	Frings	xxx
52	23.01.2022	Change of material	Frings	xxx
53	23.01.2022	Change of material	Frings	xxx
54	23.01.2022	Change of material	Frings	xxx
55	23.01.2022	Change of material	Frings	xxx
56	23.01.2022	Change of material	Frings	xxx
57	23.01.2022	Change of material	Frings	xxx
58	23.01.2022	Change of material	Frings	xxx
59	23.01.2022	Change of material	Frings	xxx
60	23.01.2022	Change of material	Frings	xxx
61	23.01.2022	Change of material	Frings	xxx
62	23.01.2022	Change of material	Frings	xxx
63	23.01.2022	Change of material	Frings	xxx
64	23.01.2022	Change of material	Frings	xxx
65	23.01.2022	Change of material	Frings	xxx
66	23.01.2022	Change of material	Frings	xxx
67	23.01.2022	Change of material	Frings	xxx
68	23.01.2022	Change of material	Frings	xxx
69	23.01.2022	Change of material	Frings	xxx
70	23.01.2022	Change of material	Frings	xxx
71	23.01.2022	Change of material	Frings	xxx
72	23.01.2022	Change of material	Frings	xxx
73	23.01.2022	Change of material	Frings	xxx
74	23.01.2022	Change of material	Frings	xxx
75	23.01.2022	Change of material	Frings	xxx
76	23.01.2022	Change of material	Frings	xxx
77	23.01.2022	Change of material	Frings	xxx
78	23.01.2022	Change of material	Frings	xxx
79	23.01.2022	Change of material	Frings	xxx
80	23.01.2022	Change of material	Frings	xxx
81	23.01.2022	Change of material	Frings	xxx
82	23.01.2022	Change of material	Frings	xxx
83	23.01.2022	Change of material	Frings	xxx
84	23.01.2022	Change of material	Frings	xxx
85	23.01.2022	Change of material	Frings	xxx
86	23.01.2022	Change of material	Frings	xxx
87	23.01.2022	Change of material	Frings	xxx
88	23.01.2022	Change of material	Frings	xxx
89	23.01.2022	Change of material	Frings	xxx
90	23.01.2022	Change of material	Frings	xxx
91	23.01.2022	Change of material	Frings	xxx
92	23.01.2022	Change of material	Frings	xxx
93	23.01.2022	Change of material	Frings	xxx
94	23.01.2022	Change of material	Frings	xxx
95	23.01.2022	Change of material	Frings	xxx
96	23.01.2022	Change of material	Frings	xxx
97	23.01.2022	Change of material	Frings	xxx
98	23.01.2022	Change of material	Frings	xxx
99	23.01.2022	Change of material	Frings	xxx
100	23.01.2022	Change of material	Frings	xxx

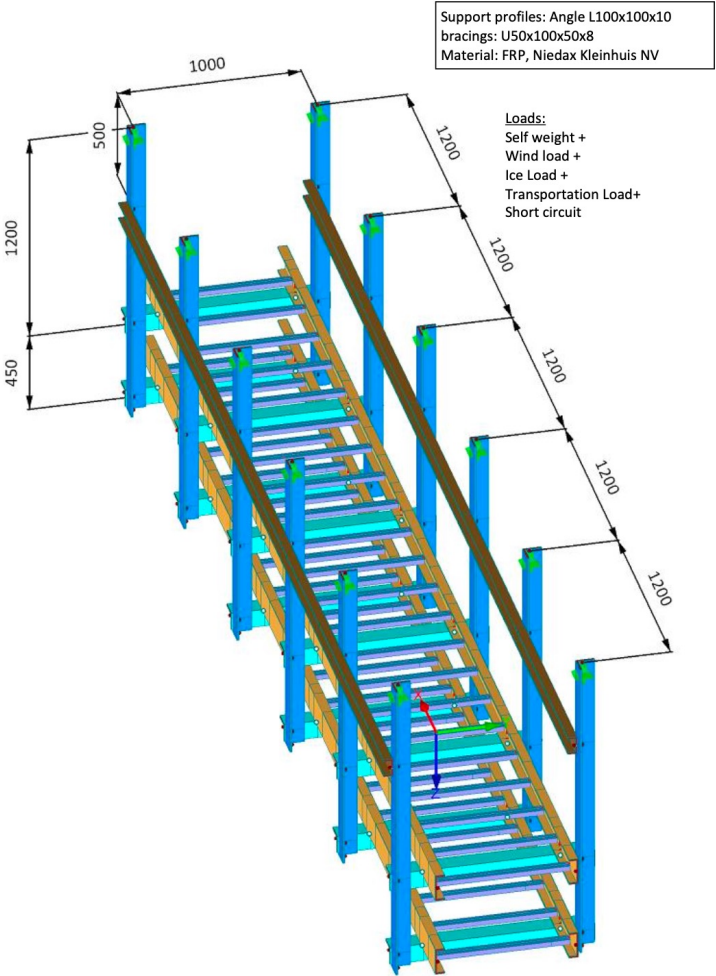


Scale	1:25
Revision	1
Author	Frings
Check	xxx
Date	23.01.2022
Project	INTERNAL REF

Static calculations

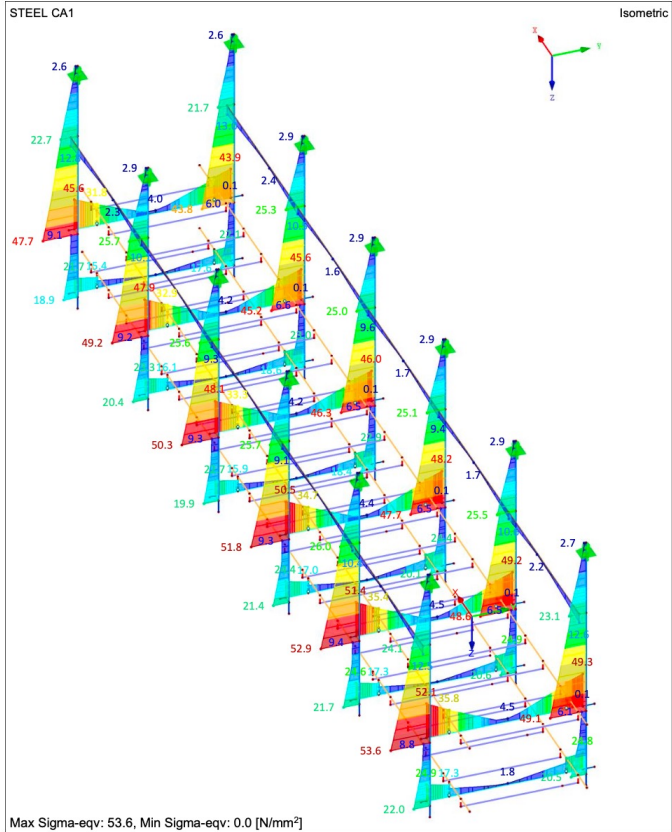
All our design is statically calculated to ensure it's safe for construction.

3. Calculation Model



5.1. Stress verifications

Method: $E_d \leq R_d$ acc. to BS EN 1990 6.4.2 (6.8)
 E_d Design value of the effect of actions: normal stress σ_{LEd} and bolt forces V_{Ed}, N_{Ed}
 R_d Value of resistance from Niedax support tests: $\sigma_{LRd}, V_{Rd}, N_{Rd}$
 Equivalent stress: $\sigma_{LEd} = 53,6 \frac{N}{mm^2} < \sigma_{LRd} = 112,2 \frac{N}{mm^2}$ acc. to annex A





Delivered globally.

Fast, secure delivery from one of our many locations directly to the job-site.



IRO

A good example.

1 2 3 4 Next Last



Abuco




Acta Marine



Allard-Europe



Alleima




Allseas Engineering



AMACS EMEA



Ampelmann Operations



Amsterdam IJmuiden Offshore



Anamet Europe



NIEDAX
GROUP

THANK YOU FOR YOUR ATTENTION